

# Lesson 6

## Resources & Supplies:

masking tape	Mr. Microphone
drums & Travel Pillows in box	Door w/Mary & Joseph, Innkeeper & Guests
jingle bells in box or basket	Manger w / real or Baby Jesus Doll
Pillow & Manger Cards	step bells or C, F & G resonator bells / mallets
Stars numbered 1-8	1 John 4:19 Love Note in marked Bible
Basket Melody Cards 1-4	

**Preparation:** Create singing circle with masking tape. Insert Mary & Joseph (pg. 191) Innkeeper & Guests Cards (pg. 193) into Door (pg. 190). Copy, cut, number & tape 8 Lg Stars (pg. 208) to wall, as shown. Place Manger (pg. 136) with real or Baby Jesus Doll (pg. 136) in the circle center. Copy and tape Melody Basket Cards (pg. 198) to wall in order, 1 - 4. Copy Pillow (pg. 195) & Manger Cards (pg. 192) and place 1 John 4:19 Love Note (pg. 221) in a Bible.

**Early Arriver Activity:** Display Melody Basket Cards (pg. 198) and allow child to turn a card face up. Lead them to play 3 consecutive notes on step bells, going up or down as shown on that card. Continue with remaining 3 cards.

## Singing Circle #1



Sing “**I’ve Got a Hello Hug**” (pg. 47) to gather children at the singing circle. Continue with “I’ve got a ‘Hi’ and a ‘How do you do?’” to shake hands and lead them to sit.




Chant “**Say Your Name**” (pg. 47) using Mr. Microphone. Substitute “Say your (*Mom’s name*) and when you do...”



Sing “**Here’s the Box Verse 1**” (pg. 48) to distribute drums to a Drum Group and Travel Pillows to a Pillow Group.



Play **To Bethlehem** (TCD# 2/22 pg. 4) alternating between the Drum Group playing 4 - 8 beats *loudly* and the Pillow Group playing *softly*.




Swap instruments and continue as time allows.

Sing “**Here’s the Box Verse 2**” (pg. 48) to collect drums and pillows.



Sing “**Stand Up!**” (pg. 47) for children to stand.

Teach **1, 2, 3 People...** (TCD# 4/24, pg. 7) motions from pg. 62. Play song and sing with motions.



Sing “**A Song About Sitting Down**” (pg. 48) for children to sit.



Sing **No Room!** (pg. 8) verse at ms. 4 – 11.

At ms. 12 display Door for children to sing: “Knock! Knock! Knock!”

Open Door to reveal Mary and Joseph and

echo-sing ms.17 - 19:

*Joseph and his wife.....room for the night*



Remove Mary & Joseph and repeat children’s knocks to reveal Innkeeper.

Echo-sing ms. 17 -19:

*The Innkeeper said..... stable for a bed*



Remove & display Innkeeper asking, “Why didn’t he have room?”

Repeat children’s knocks to reveal Guests and echo-sing the entire song with all 3 cards.



Sing “**Here’s the Box Verse 1**” (pg. 48) to distribute jingle bells from box or basket.

*Tip: Use alternate lyrics “Here’s the basket...”*

*for Vs. 1 distribution & Vs. 2 collection.*

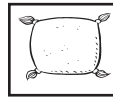
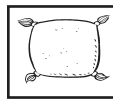


Identify Manger Card with Jesus awake and able to make noise. Tap a steady beat on the Manger Card for children to play jingle bells.

Show Pillow Card and identify we are quiet when asleep.

Tap Pillow Card for children to “rest” jingle bells on the floor.

Play **A Quiet Lullaby** (TCD# 7/27, pg. 12) leading children to play bells or rest bells as you tap the Manger or Pillow Cards.



Sing “**Here’s the Box Verse 2**” (pg. 48) to collect jingle bells.



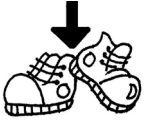
Lead children to tiptoe to Table Time as if stepping on pillows.

## Lesson 6 Table Time

Making Hay – pg. 135  
Make a Manger – pg. 136

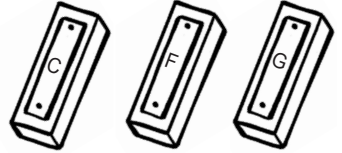
# Singing Circle #2

Sing **1, 2, 3 People...** (pg. 7) *alternate lyrics* bringing children to stand at singing circle. As you sing walk the circle tapping heads ala "Duck, Duck, Goose" to cue them to sit:



1, 2, 3 children – need to return. 4, 5, 6, children – please come and learn.  
7, 8, 9 & 10 – Do we need to SIT again? (YES!)

Give marked step bells or resonator bells  
C, F & G and mallets to children on your R & L.



Sing **All I Have** (pg. 11) *a capella* cueing each child to play bells as listed below. Continue with other players. (Note: Starting pitch is E.)

C C F G  
All I have is a sta-ble for bed.  
C C F G  
All I have is some hay for your head. It's a  
F G C C F G C  
Small, small thing I'm of-fer-ing, but I give you all I have.



Sing "Stand Up!" (pg. 47) for children to stand.



Teach **Wherever I Go, God Goes** (TCD# 3/23, pg. 5) motions from pg 64. Play song & lead motions.



Teach **Away in a Manger** (pg. 14) chorus.


Echo-sing ms. 6- 9 tapping Stars as you sing:

8 8 7 6 6 5 4 4 3 2 1  
A-way in a man-ger, no crib for a bed

Echo-sing ms. 10-13 (*The little Lord...His sweet head*) then tap Stars to echo-sing ms. 14-17.

8 8 7 6 6 - 5 4 4 3 2 1  
The stars in the sky - looked down where he lay.

Identify the "star" phrases have different words but the same descending melody. Finish by echo-singing remainder of verse (*The little Lord....on the hay*).





Sing “**Stand Up!**” (pg. 47) for children to stand.


Review **Room Around the Manger** (TCD# 9/29, pg. 16) motions around Manger in circle center.



*There’s a  
Place for you. A place for me  
There’s room around the  
Manger.  
Come inside and you will find  
There’s room around the manger  
Jesus is God’s  
Gift  
To every boy and girl  
Come and worship Him  
There is room for all the world*

Hold hands  
Walk circle counter-clockwise  
Continue walking circle  
Stop in place  
All step toward manger  
All step back & drop hands  
Touch L then R palms  
Hands together, palms up  
R thumb, then L thumb to chest  
Extend hands to sides  
Grasp neighbors’ hand

Repeat chorus as above.



Sing “**A Song About Sitting Down**” (pg. 48) for children to sit.



Echo-sing **On a Donkey’s Back** (pg. 2).

Tap notes on Melody Baskets to demonstrate note direction:

*What can you carry on a*



don - key’s back?

*What do you need how*



much can you pack?

*If your donkey is*



strong and fat,

*What can you carry on a*



don - key’s back?



**The Bible Says:**


Open a marked Bible to 1 John 4:19 Love Note.

Explain that God loved us first and He gives us love for others.



Use Mr. Microphone to echo-speak the scripture by phrases:

“We love... because God... first loved us...1 John...  
Chapter 4...verse 19...”



Echo-sing **Oh, How I Love Jesus** (pg. ) *a capella*.

**Pray.** Thank God that He loves us and helps us love others.

**Snack & Dismiss**