


# Table Time Activities

## Donkey on a Stick

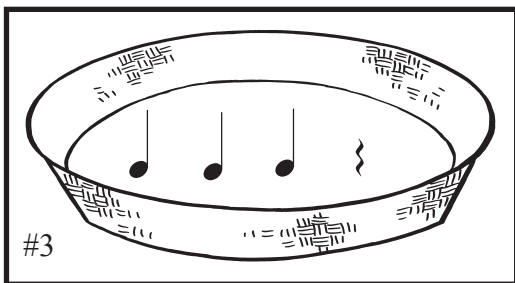
- ❖ Copy Donkey Cards (pg. 191) to cardstock and cut one for each child.
- ❖ Provide crayons to color Donkey and write child's name in marker on a craft stick.
- ❖ Glue Donkey to stick, allow glue to dry and collect for future use.



## 4 Beat Baskets - Step 1

- ❖ Copy 4 Beat Basket Cards (pg. 186) and Quarter Note/Rest Cards (pgs. 205-206) to cardstock and cut apart. Place Notes & Rests in a basket.
- ❖ Display 4 Beat Basket Card #1 and identify the pattern as “note, note, note, rest” (or “quarter, quarter, quarter, rest”).
- ❖ Help children choose Quarter Notes & Quarter Rests from the basket to duplicate the pattern in Card #1.
- ❖ Repeat with Cards 2, 3 & 4.

*Tip: For 5 children make 20 Quarter Note Cards to duplicate all patterns.*

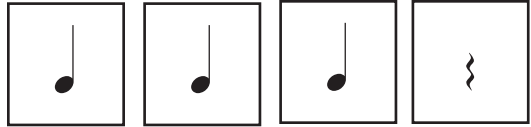


## 4 Beat Baskets - Step 2

- ❖ Place multiple Quarter Note/Rest Cards (pgs. 205-206) in a basket. Copy and glue Donkey Card (pg. 191) to a paper bag or make a Donkey's Pack (pg. 133).
- ❖ Say, “Look in our basket and find 4 beats to put in the donkey's pack.”
- ❖ Children choose and display four Quarter Note or Quarter Rest Cards

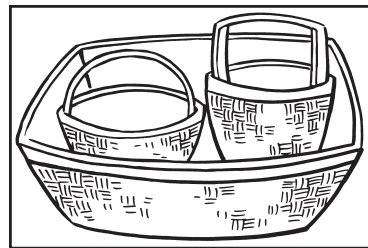
to: 1) count the 4 beat pattern, 2) clap the pattern and 3) place the note & rest cards in the Donkey's Pack.

- ❖ Repeat until all have a turn. Return cards to the basket as needed.



## Market Cards - Step 1

- ❖ Copy Market Cards (pgs. 184-185) to cardstock, cut apart and put in paper bag or a Donkey's Pack (pg. 133).
- ❖ A child draws a card, identifies the item then counts and claps the beats, i.e., “bas-kets” = 1, 2 (syllables) = 2 beats. Lead all children to clap beats.
- ❖ Take turns drawing, identifying & clapping beats in the other Market Cards.



## Market Cards - Step 2

- ❖ Place Market Cards (pgs. 184-185) in a paper bag / Donkey's Pack (pg. 133).
- ❖ Say, “Let's count the beats in the market items.”
- ❖ A child draws from the Donkey's Pack, displays and identifies the Market Card, then counts the beats, i.e., “bread” = 1 (syllable) = 1 beat. Lead all children to play the beat/s on rhythm sticks. Repeat with all cards.

